

## Features

- Support IEEE802.3, IEEE802.3u, IEEE802.3x, IEEE802.1Q, IEEE802.1p, IEEE802.1W/D, IEEE802.3ad, IEEE802.1AB
- SW-Ring ring network patent technology (Fault recovery time<20ms )
- Support STP/RSTP to enhance network stability
- Support static multicast, IGMP Snooping and GMRP
- Support Port based VLAN and IEEE 802.1Q VLAN
- Support QoS absolutely and opposite priority
- Support bandwidth management and storm suppression
- Support WEB, SNMP, LLDP and Telnet configuration
- Support port mirror and port trunking
- Support configuration file up and download
- Support redundancy DC power supply(12~48VDC)
- Support 1 channel relay alarm output
- Industrial grade 4 design, -40-85°C work temperature
- IP40 protection grade, DIN-Rail mounting



## Introduction

IT-ES600-IM series are industrial grade, managed and redundancy Ethernet switch. They provide some kinds of advanced network managed function, such as: SW-Ring redundancy ring network, STP/RSTP, VLAN, Trunking, SNMP, LLDP, SMTP, Quality of Service, Speed control, port mirroring, fault alarm and firmware upgrade online. SW-Ring can bring your Ethernet to intelligent redundancy. Standard Industry design, can satisfied every requirement of the industry scene. All components use industry grade,

which makes product high reliability. It provided wide voltage power supply input.

The switches accord to CE, FCC standard and Industry grade 4 design requirement, support 2 channel DC power input and 1 channel relay alarm output, and -40 ~ 85°C working temperature, can meet all kinds of industrial environment requirement and provide the solution of the economy.

## Specification

### Technology

Standard: IEEE802.3, IEEE802.3u, IEEE802.3x, IEEE802.1Q, IEEE802.1p, IEEE802.1W/D, IEEE802.3ad, IEEE802.1AB

Protocol: ARP, ICMP, TCP, DHCP, DNS, HTTP, Telnet, SW-Ring, RSTP, LLDP, LACP, IGMP, GMRP, SNMP, SMTP, SNTP

Flow control: IEEE802.3x flow control, back press flow control

### Function

Switch function: SW-Ring, QOS, 802.1QVLAN, RSTP, SMTP, LLDP, LACP, ROMN, GMRP, IGMP Snooping, SNMP, Port trucking, static multicast filter, port mirroring,

bandwidth management, broadcast storm control, port flow statistics, upgrade online, up and download configuration file, user name access system

SW-Ring: Support Single, Couple, Chain, Dual homing

### Exchange attribute

100M forward speed: 148810pps

Transmit mode: store and forward

System exchange bandwidth: 12.8Gbps

MAC address table: 8K

Memory: 3Mbit

**Interface**

Ethernet RJ45 port: 10Base-T/100Base-TX auto speed control, Half/full duplex and MDI/MDI-X auto detect

100M Fiber port: 100Base-FX, SC/FC/ST connector optional

Console port: RS-232 (RJ45 connector)

Alarm port: 2 bit terminal block

1 channel relay alarm output

Current load capacity 1A@24VDC

**Serial interface (optional)**

RS-232/485/422 port number: 4

RS-232 signal: TX, RX, GND

RS-422 signal: T+, T-, R+, R-, GND

RS-485 signal: D+, D-, GND

Parity bit: None, Even, Odd, Space, Mark

Data bit: 5bit, 6bit, 7bit, 8bit

Stop bit: 1bit, 1.5bit, 2bit

Baud rate: 300bps ~ 115200bps

RS-232 transfer distance: 15m

RS-485/422 transfer distance: 1200m

Connector: 5 bit terminal block

RS-232/485/422 port transmit data indicator: TX1~ TX 4

RS-232/485/422 port receive data indicator: RX1~ RX 4

**Transfer distance**

Twisted cable: 100M (standard CAT5e/CAT6 cable)

Multi-mode: 1310nm, 2Km

Single-mode: 1310nm, 20/40/60Km

1550nm, 80/100/120Km

**LED indicator**

Run indicator: RUN

Power supply indicator: P1, P2

Alarm indicator: ALM

Interface indicator: Link (1~8)

**Power supply**

Input Voltage: 24VDC (12~48VDC)

Type of input: 4 bits terminal block

DC support reverse connection

DC support redundant power supply

**Consumption**

➤ IT-ES600-IM-4T4F-4D

No-load consumption: 8.54W@24VDC

Full-load consumption: 9.34W@24VDC

➤ IT-ES600-IM-4T4F

No-load consumption: 7.75W@24VDC

Full-load consumption: 8.47W@24VDC

➤ IT-ES600-IM-6T2F

No-load consumption: 7.35W@24VDC

Full-load consumption: 8.07W@24VDC

**Working environment**

Working temperature: -40~85°C

Storage temperature: -40~85°C

Relative Humidity: 5%~95% (no condensation)

**Mechanical Structure**

Shell: IP40 protect grade, metal shell

Installation: DIN-Rail mounting

Weight: 1.18kg (IT-ES600-IM-4T4F-4D)

1.07kg (IT-ES600-IM-4T-4F)

1.18kg (IT-ES600-IM-6T-2F)

Size (WxHxD): 70mmx160mmx130mm

**Industry Standard**

EMI: FCC Part 15, CISPR (EN55022) class A

EMS: EN61000-4-2 (ESD), Level 4

EN61000-4-4 (EFT), Level 4

EN61000-4-5 (Surge), Level 4

EN61000-4-6 (CS), Level 3

EN61000-4-8, Level 5

EN61000-4-10, Level 3

Shock: IEC 60068-2-27

Free fall: IEC 60068-2-32

Vibration: IEC 60068-2-6

**Certification**

CE, FCC, RoHS, UL508 (Pending)

**Warranty:** 5 years

**Dimension (Unit: mm)**

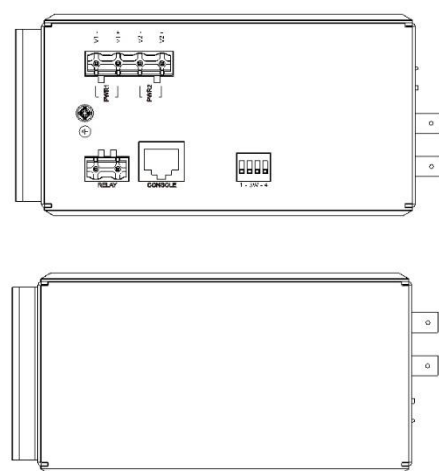
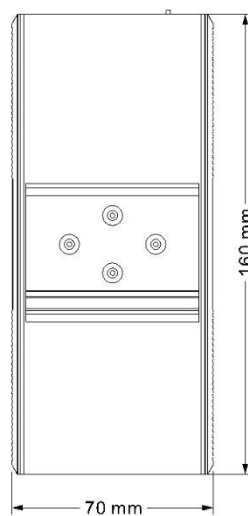

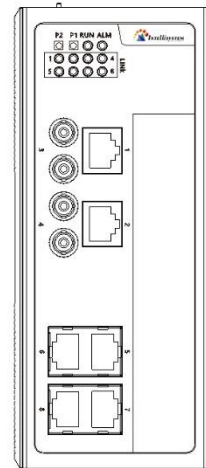
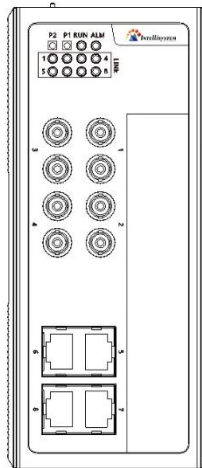
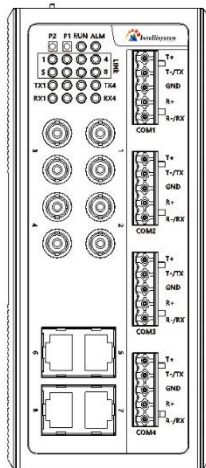
IT-ES600-IM-4T4F-4D:



IT-ES600-IM-4T4F:



IT-ES600-IM-6T2F:



## Ordering Information

Available Models	Port Interface					Power Supply
	Fast Ethernet				Serial	
	10/100Base-T(X)	100Base-FX			RS-232/485/422	
	RJ45	Multi-Mode(MM)	Single-Mode(SM)	Single-Mode, single fiber(SS)	5 bit terminal block	
IT-ES600-IM-4T4F(M)-4D	4	4	-	-	4	12~48VDC
IT-ES600-IM-4T4F(S)-4D	4	-	4	-	4	
IT-ES600-IM-4T4F(SS)-4D	4	-	-	4	4	
IT-ES600-IM-4T4F(M)	4	4	-	-	-	
IT-ES600-IM-4T4F(S)	4	-	4	-	-	
IT-ES600-IM-4T4F(SS)	4	-	-	4	-	
IT-ES600-IM-6T2F(M)	6	2	-	-	-	
IT-ES600-IM-6T2F(S)	6	-	2	-	-	
IT-ES600-IM-6T2F(SS)	6	-	-	2	-	

## Packing List

1. Industrial Ethernet Switch (plus terminal block) ×1
2. User manual × 1
3. Documentation and software CD × 1
4. Certificate of quality × 1
5. Warranty card × 1
6. DIN-Rail mounting kit × 1