

IT-SC485P

Optical Isolation RS-232 to RS-485/422 Converter

Features

1. 9VDC power input, 2500V optical isolation
2. Plug-and-Play(hot-pluggable, data format auto-sensing & self-adjusting)
3. Data direction auto-turnaround, no flow control is necessary
4. 1500W surge protection, 15KV ESD protection
5. 1800m transfer distance (115200bps)
6. RS-485/RS-422 connector RJ45, DB9M or 5 bit terminal block



Introduction

IT-SC485P is a high performance, more function RS-232/485/422 interface converter. The product configure out connect power, optic-electrical isolation more than 2.5KV. Have small volume, far transmission distance, high rate, steadily performance and so on. It is

abroad used in industry control system, It is an interface convert product that have good between performance to price. Adopt itself adapt interface technique, no use for setup switch.

Specification

Standards: EIA RS-232C, RS-485, RS422 standard

RS-232 signal: TX, RX, GND

RS-422 signal: T+, T-, R+, R-, GND

RS-485 signal: D+, D-, GND

Working mode: Asynchronism, point to point or multi point, 2 wire half-duplex, 4 wire full duplex

Baud rate: 300~115200bps, auto test serial signal rate detect signal speed automatically, zero delay time

Flow control: Data direction auto-turnaround, no flow control is required

Transfer distance: RS-485/422 side: 1.8Km, 115200bps

RS-232 side: no less than 5m

Max number of drops: 128 nodes

Optical isolation: 2500V

Port protect: 1500W surge protection, 15KV ESD protection

Power

Power input: 9VDC power input

Consumption: Static less than 120mA, dynamic less than 350mA

Environment

Operating temperature: -10°C to 60°C

Storage temperature: -40°C to 85°C

Humidity: 5% to 95%(no condensation)

Appearance

Dimensions: 93.0mm×62.4mm×22.0mm

Material: Iron(shell)

Color: White

Weight: 200g

Warranty: 3 years

Approvals: FCC, CE, RoHS approvals

Applications

1. RS232 to RS485 mode option(DB9):

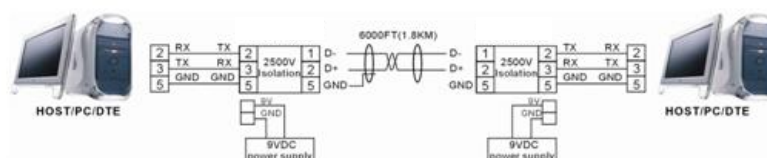


Figure 1: Extending the RS232 data distance in RS485 mode

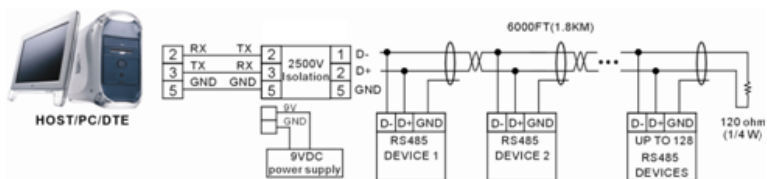


Figure 2: Master/Slave multi-drop configuration in RS485 mode

2. RS232 to RS422 mode option(DB9):

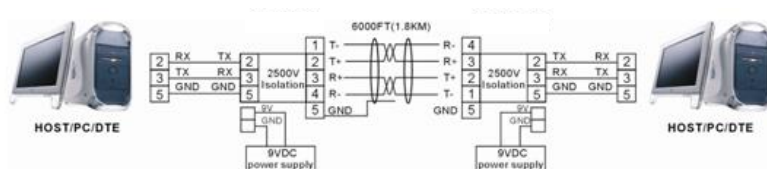


Figure 3: Extending the RS232 data distance in RS422 mode

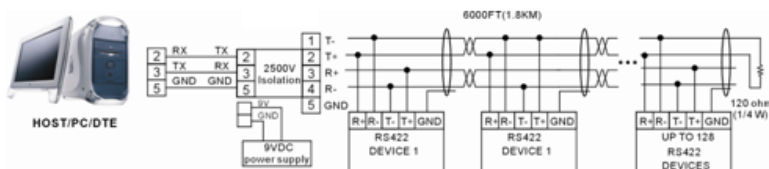
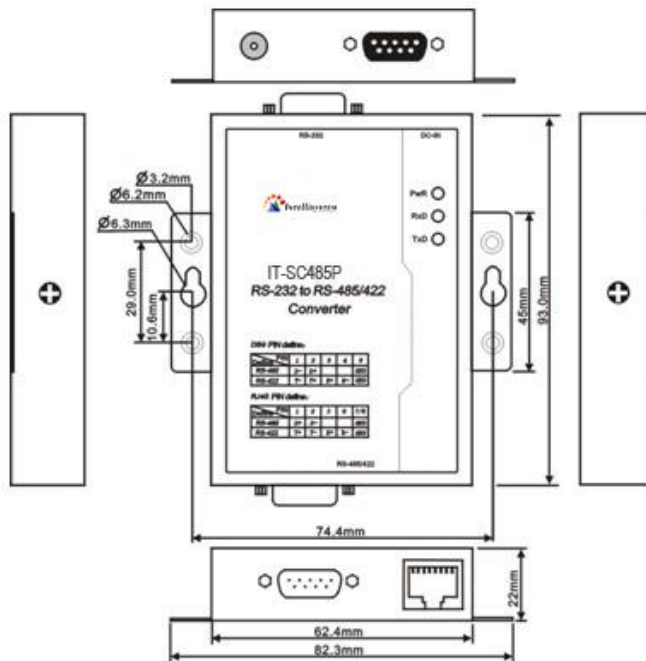


Figure 4: Master/Slave multi-drop configuration in RS422 mode

Dimension



Packing List

1. IT-SC485P×1
2. 9VDC power adapter ×1
3. Separate terminal block(DB9F to 5 bit) ×1
4. User manual ×1

