

## IT-SSD6-WL

*With 6 high power LEDs for a total power consumption of 11W, beam angle 15° to 90°, beam distance 60m to 8m, the IT-SSD6-WL is a high service of life Camera Housing with built-in White Light Illuminator.*



- Luminous flux 600lm.
- 30.000 hours lifetime LEDs.
- Extended working temperature range -30 to 50°C.
- 1-2 years warranty.

## Product Family

The IT-SSD6-WL is part of the High-Power Camera Housing with built-in White Light Illuminator series that is the quality LED light source solution for night-time illumination, providing high-power light for CCTV and IP cameras to enhance night-time visual performance with colorful images.

## Product Features


- Accurate constant circuit drive develops excellent performance.
- Using high power LEDs to guarantee high efficacy and long service life.
- Full light for night vision camera.
- Indoor/outdoor use.
- Easy installation.

## Maintenance

1. Cut off power before maintenance.
2. Clean the glass regular to get better transmission of light.
3. Clean the housing to get well heat dissipation performance.
4. Clean by dry dishcloth, don't use water or strong corrosive solution.


## Camera Installation and Adjustment

### 1. Internal picture





Put on the camera on the lift bracket, adjust the height of camera and fix the screws.

### 2. Wires




1. BNC Video Signal Wire: Connect to the video signal wire of camera
2. Power Wire: Connect to the power of camera
3. BNC Video Signal Wire: Connect to the monitor.
4. Power Plug: Connect to power source.

### 3. Dimensions of inside camera



### 4. Adjustment



1. Adjust the current of LED PCB, increase current by turn clockwise and decrease by counter clockwise. Increase the current, the power of LED will increase too.
2. Turn counter clockwise to increase the sensitive of CDR sensor.

## Camera Housing Installation

- The product includes fragile parts. Take care on every transportation steps and hold carefully, do not stress!
- Ensure operating voltage and current are proper before installation.
- Install the product on the holder by fixing the mount hold with screws directly.
- Adjust the angle of product by loosening screws on bracket.
- Link power wires tightly and make it waterproof to avoid electric shock.
- Connect with extra power wire should make it waterproof at the same.
- The outlet of power wire should be installed downward.
- Don't use against any fire precaution rules during operation.
- Installation requested professional operation and qualified personnel.
- Connect our sales person if you need additional parts for installation.

## Technical Specifications

**LED type:** 6 pieces 2W High Power White Light LEDs

**Color temperature:** Cool white, warm white

**Luminous flux:** 600lm

**Beam angle:** 15° - 90°

**Viewing distance:** 60m - 8m

**Day & Night switch:** CDS 10-20lux ±10%

**Input voltage:** AC110-220V/AC24V/DC12V options

**Power consumption:** 11W

**Power wire:** 12VDC/24VAC:45cm (1.4 ft.)

**Output:** DC13.5V 1A

**Plug:** AC110-220V  (standard), other voltage optional

**Panel:** Tempered glass panel

**Housing:** Aluminum die casting housing

**Bracket:** Mount bracket

**Working temperature:** -30°C to + 50°C (-50°C to +50°C with heater)

**Protection level:** IP65

**Color:** White

**Net weight:** 2.6 kg

**Gross weight:** 3.25 kg

**Packing dimensions:** 440\*270\*220mm

### Bracket (optional)

**Material:** Aluminum Alloy

**Size:** 360\*90\*90mm

**Net weight:** 0.4 kg

**Gross weight:** 0.7 kg



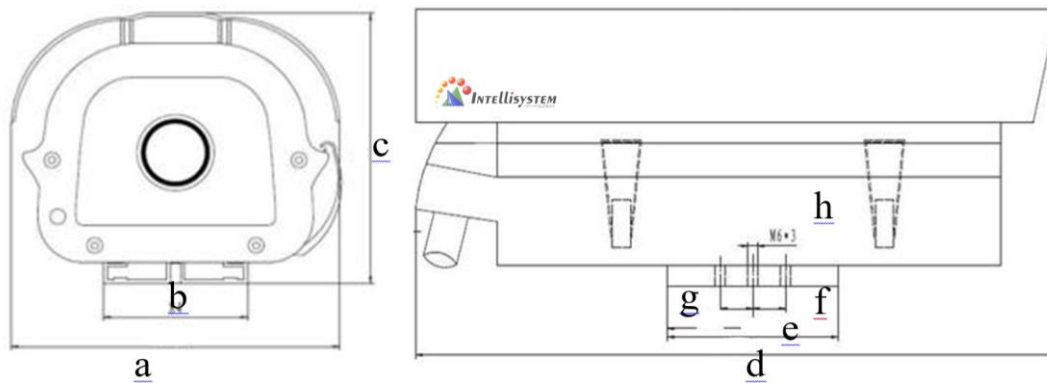
## Models for Selection

Model	Beam angle	Viewing distance
IT-SSD6-WL-15-W	15°	60m
IT-SSD6-WL-30-W	30°	35m
IT-SSD6-WL-45-W	45°	25m
IT-SSD6-WL-60-W	60°	15m
IT-SSD6-WL-90-W	90°	8m

*\*White light distance is tested by SONY 1/3" CCD Camera.*

To achieve the distance needed, please pay attention to your camera specifications and lens before purchase. It is normal phenomenon that distance may vary due to different cameras and lens.

## Mechanical Drawings



a:172mm b:84mm c:155mm d:390mm e:105mm f:20mm  
 g: 20mm h: 6mm

## Viewing Picture at Night



With white light



Without white light